

Centre Learning Community CS (2012 - 2013)

Building Level Academic Score

 **78.9**

Select View Calculation below to see the detailed calculation used to determine the building level academic score.

 [View Calculation](#)

Federal Accountability Designation

Non-Title I School: Not Applicable

Federal Accountability Descriptions

Required Federal Reporting Measures www.esefedreport.com

Academic Performance Fast Facts

(Select any data element for its definition.)

























PSSA/Keystone Proficiency Reported for Grade(s)	5,6,7,8								
Test Participation Rate: Mathematics/Algebra I - All Students	100.0								
Test Participation Rate: Reading/Literature - All Students	100.0								
Test Participation Rate: Science/Biology - All Students	100.0								
Test Participation Rate: Writing - All Students	96.1								
Students Eligible for Opportunity Scholarship Tax Credit Program	No								
SAT Subject Scores (Averages)	<table border="1"> <tr><td>Math</td><td>NA</td></tr> <tr><td>Reading</td><td>NA</td></tr> <tr><td>Writing</td><td>NA</td></tr> </table>	Math	NA	Reading	NA	Writing	NA		
Math	NA								
Reading	NA								
Writing	NA								
ACT Subject Scores (Averages)	<table border="1"> <tr><td>Math</td><td>NA</td></tr> <tr><td>Reading</td><td>NA</td></tr> <tr><td>English</td><td>NA</td></tr> <tr><td>Science</td><td>NA</td></tr> </table>	Math	NA	Reading	NA	English	NA	Science	NA
Math	NA								
Reading	NA								
English	NA								
Science	NA								

Academic Performance Data

(This data is used to determine the building level academic score.)

> 100
 90-100
 80-89.9
 70-79.9
 60-69.9
 < 60
 Not Applicable (NA)
 Insufficient Sample (IS)

(Select any data element for further detail.)

Data Element	Performance Measure
Indicators of Academic Achievement	
Mathematics/Algebra I - Percent Proficient or Advanced on PSSA/Keystone	 82.18
Reading/Literature - Percent Proficient or Advanced on PSSA/Keystone	 73.27
Science/Biology - Percent Proficient or Advanced on PSSA/Keystone	 64.00
Writing - Percent Proficient or Advanced on PSSA	 68.75
Industry Standards-Based Competency Assessments - Percent Competent or Advanced	 NA
Grade 3 Reading - Percent Proficient or Advanced on PSSA	 NA
SAT/ACT College Ready Benchmark	 NA
Indicators of Closing the Achievement Gap - All Students	
Mathematics/Algebra I - Percent of Required Gap Closure Met	 NA
Reading/Literature - Percent of Required Gap Closure Met	 NA
Science/Biology - Percent of Required Gap Closure Met	 NA
Writing - Percent of Required Gap Closure Met	 NA
Indicators of Closing the Achievement Gap - Historically Underperforming Students *	
Mathematics/Algebra I - Percent of Required Gap Closure Met	 NA
Reading/Literature - Percent of Required Gap Closure Met	 NA
Science/Biology - Percent of Required Gap Closure Met	 NA
Writing - Percent of Required Gap Closure Met	 NA
Indicators of Academic Growth/PVAAS	
Mathematics/Algebra I - Meeting Annual Academic Growth Expectations	 90.00
Reading/Literature - Meeting Annual Academic Growth Expectations	 77.00
Science/Biology - Meeting Annual Academic Growth Expectations	 81.00
Writing - Meeting Annual Academic Growth Expectations	 76.50
Other Academic Indicators	
Cohort Graduation Rate	 NA
Promotion Rate **	 NA
Attendance Rate	 96.02
Advanced Placement, International Baccalaureate Diploma, or College Credit	 NA
PSAT/Plan Participation	 NA
Extra Credit for Advanced Achievement	
Percent PSSA/Keystone Advanced - Mathematics/Algebra I	49.50
Percent PSSA/Keystone Advanced - Reading/Literature	40.59

Percent PSSA/Keystone Advanced - Science/Biology	24.00
Percent PSSA Advanced - Writing	8.33
Percent Advanced - Industry Standards-Based Competency Assessments	NA
Percent 3 or Higher on an Advanced Placement Exam	NA

** Indicators of closing the achievement gap will be included in 2013 - 2014*

*** Promotion Rate will be included in 2013-2014*

 [View Calculation](#)